

BioSf

Steinernema feltiae

BioSf (*Steinernema feltiae*) is an entomopathogenic nematode.



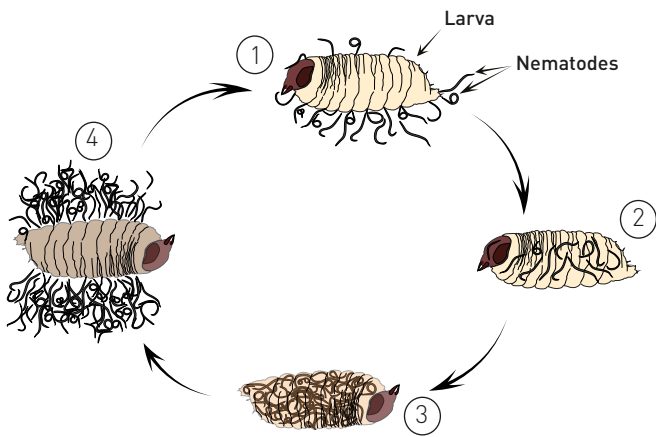
Fungus gnat damage

DESCRIPTION

Infective juveniles are between 0.44-0.65 mm in length and transparent in color. This soil dwelling parasite actively hunt, penetrate and destroy a large variety of pests.

LIFE CYCLE

The life cycle consists of a few stages: egg, 3-4 juvenile stages and an adult stage (male and female).



1. Nematodes penetrate through the natural openings of the pest
2. Once inside, they release a symbiotic bacteria along with a variety of proteins that paralyzes the pest and kills it within days.
3. The nematodes feed on the bacteria and host tissues and reproduce inside it.
4. The new generation of nematodes exit the body of the larva in search of new hosts.

TARGET PESTS

Fungus gnats and some other fly larvae, thrips pupae, leaf miner and some caterpillars.



Fungus gnats


CROPS

Cucumber, tomato, cannabis strawberry, blueberry and ornamentals.

PRODUCT



- BioSf in bag
50/250/500 million infective juveniles
of *Steinernema feltiae*

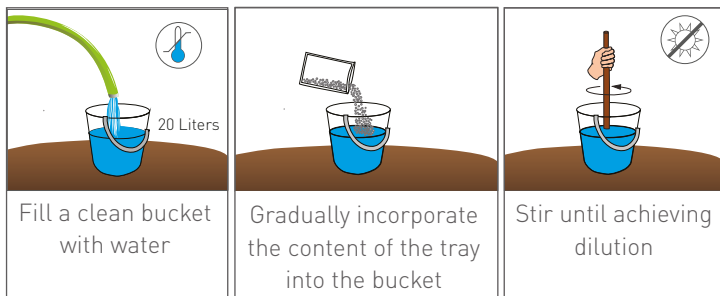


BioSf



APPLICATION & HANDLING

- For optimum results BioSf should be applied early morning or late evening to minimize the effect of heat and sunlight.
- The soil surface should be moist at the time of application and it's recommended to maintain the soil moist for at least 8 hours after application.
- BioSf can be applied as a drench, through micro-irrigation or with a spray application.
- For optimal results apply *S. feltiae* in temperatures of 10-25°C/ 50-77°F with a relative high humidity (above 60%).



1. Fill a clean bucket with 20 liters of water
2. Gradually incorporate the content of the tray into the bucket.
3. Stir until achieving dilution
4. Once the contents of the tray have been diluted in the bucket of water, add the contents of the bucket to the application equipment.

STORAGE

- BioSf is shipped in insulated, chilled boxes. Packaging must be kept intact until placed in the field.
- Keep in a cool location until release.
- If they cannot be applied immediately, they may be stored in a dark place at a temperature of 4-8°C/39-46°F.



Micro-irrigation application

DOSAGE

- Apply as soon as damage is visible
- The amount and frequency of applications is determined by crop, the degree of infestation, weather conditions and damage inflicted on the crop. Additional quantities might be needed according to the infestation level and scouting information.
- Consult with your BioBee representative.

MONITORING

Scouting and monitoring is crucial.

Results can be observed 3-5 days after application.

Under some circumstances, successive generations of *Steinernema feltiae* nematodes can provide extended biological pest control throughout the growing season.

GENERAL COMMENTS

Before combining BioSf with any chemical pesticide in the crop, please consult your BioBee technical advisory representative.

DISCLAIMER

The success of biological pest control is affected by the crops initial pest population (upon application of the product), weather conditions and chemical residue present in the crop, among other possible aggravating factors.