

## Options

### Irrigation bracket


Irrigation brackets are mounted under the gutter and provide it with extra rigidity. They can also be used to support one or more drip hoses or a CO2 hose on the gutter.

### Plastic irrigation hooks


Our plastic irrigation hooks are simple to use for suspending the drip hose from the gutter, enabling you to quickly install or remove the drip hose as required. For each gutter, we have a matching plastic irrigation hook that can be clamped to the edge of the gutter. These irrigation hooks are available for every standard drip hose.



5.4.1



5.4.2



5.4.3




5.4.4




5.4.5



5.4.6



5.4.7



5.5.1

## Index

- 5.4.1 Irrigation bracket with irrigation lateral under gutter
- 5.4.2 Irrigation brackets, under the gutter, with wire guide
- 5.4.3 Irrigation brackets, under the gutter, with irrigation lateral and CO<sub>2</sub> tube
- 5.4.4 Irrigation bracket - LT net
- 5.4.5 Irrigation bracket, hanging at one side of the gutter
- 5.4.6 Irrigation brackets, alongside the gutter, clamped
- 5.4.7 Irrigation brackets, in drain water channel gutter

- 5.5.1 Irrigation hook - side of the gutter
- 5.5.2 Plastic irrigation hook
- 5.5.3 Plastic irrigation hook
- 5.5.4 Plastic irrigation hook
- 5.5.5 Plastic irrigation hook



5.5.2



5.5.3



5.5.4



5.5.5