

# nemaplus® Depot

*Steinernema feltiae*

nemaplus® Depot (*Steinernema feltiae*) are entomopathogenic nematodes suspended in a water-oil emulsion and encapsulated in an alginate shell.



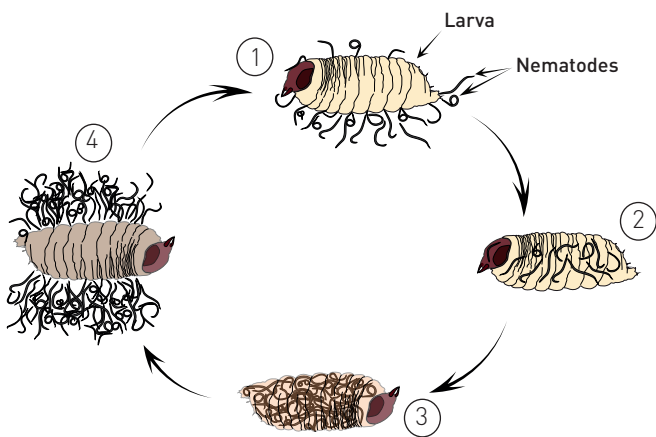
Fungus gnat damage

## DESCRIPTION

Once the capsules come into contact with soil or substrate, the alginate shell becomes permeable within a week and the beneficial nematodes emerge. Infective juveniles are between 0.44-0.65 mm in length and transparent in color.

## LIFE CYCLE

The life cycle consists of four stages: egg, juvenile stages and an adult stage (male and female).



1. Nematodes penetrate through the natural openings of the pest
2. Once inside, they release a symbiotic bacteria along with a variety of proteins that paralyzes the pest and kills it within days.
3. The nematodes feed on bacteria and the larvae tissue and reproduce inside the host
4. The new generation of nematodes exit the body of the larva in search of new hosts.

## TARGET PESTS

The special property of nemaplus® Depot is its preventative protection against fungus gnats primarily but may also help with western flower thrips.



Fungus gnats

## CROPS

Vegetables, ornamentals, cannabis strawberry and blueberry.


## PRODUCT




- nemaplus® Depot in tray  
25K capsules  
(50 million infective juveniles)



- nemaplus® Depot in bags  
200 capsules  
(320K infective juveniles)



# nemaplus® Depot




## APPLICATION & HANDLING

- nemaplus® Depot can be used in greenhouses all year round
- Apply within 24 hours
- Soil or substrate temperatures should be 46 to 82 ° F. At higher temperatures nematodes become inactive.
- At application the soil or substrate should be moist.
- Mix the capsules evenly into the substrate or insert them into the planting hole when sowing, sticking or potting.
- Almost all organic substrates are suitable; sterilized substrates containing almost no micro-organisms are not.
- Cover the capsules with at least 1 inch of substrate.
- Commercially available fertilizer spreaders are suitable for machine application.
- The substrate should remain moist during application.
- The product is effective for approx. 6 weeks, the highest effect is recorded in the 2nd- 4th week after application.
- For optimal results apply *S. feltiae* in temperatures of 18-25°C/ 64-77°F with a relative high humidity (above 60%).

## STORAGE

- BioSf is shipped in insulated, chilled boxes. Packaging must be kept intact until placed in the field.
- Keep in a cool location until release.
- To avoid limiting the supply of oxygen when storing, do not completely cover the perforated top.
- Rotate the pack periodically during storage to mix the capsules, turning the package upside-down to allow free water to drain away.
- If they cannot be applied immediately, they may be stored in a dark place at a temperature of 4-8°C/39-46°F.



nemaplus® Depot in soil

## DOSAGE

- Apply preventatively or as soon as damage is visible
- The amount and frequency of applications is determined by crop, the degree of infestation, weather conditions and damage inflicted on the crop. Additional quantities might be needed according to the infestation level and scouting information.
- Consult with your BioBee representative.

## MONITORING

Scouting and monitoring is crucial.

Results can be observed 3-5 days after application.

nemaplus® Depot protects young plants during the critical rooting stage, mitigating the need for drenches.

## GENERAL COMMENTS

Before combining nemaplus® Depot with any chemical pesticide in the crop, please consult your BioBee technical advisory representative.

## DISCLAIMER

The success of biological pest control is affected by the crops initial pest population (upon application of the product), weather conditions and chemical residue present in the crop, among other possible aggravating factors.