

INSTRUCTIONS MANUAL



VTX SERIES

400 500 600L 600 800L 800 1000 1200L 1200

Installation and wiring instructions

- 1 Install mounting brackets to fan. (See figure 1)
- 2 Secure mounting brackets to a fixed structure with supplied screws.
- 3 Connect the **Powerfan** in accordance with the wiring diagram in figure 2 if not already provided with a supply cord.

CAUTION: Before carrying out any maintenance or servicing, ensure the unit is disconnected from the main supply. **FOR GENERAL VENTILATION USE ONLY. DO NOT USE TO EXHAUST HAZARDOUS OR EXPLOSIVE VAPOURS.**

WARNING - TO REDUCE THE RISK OF FIRE, ELECTRIC SHOCK, OR INJURY TO PERSONS, OBSERVE THE FOLLOWING:

- a) Use this unit only in the manner intended by the manufacturer. If you have questions, contact the manufacturer.
- b) Before servicing or cleaning unit, switch power off at service panel and lock the service disconnecting means to prevent power from being switched on accidentally. When the service disconnecting means cannot be locked, securely fasten a prominent warning device such as a tag to the service panel.
- c) Installation work and electrical wiring must be done by a qualified person(s) in accordance with all applicable codes and standards, including fire-rated construction.
- d) When cutting or drilling into wall or ceiling, do not damage electrical wiring and other hidden utilities.
- e) Ducted fans must always be vented to the outdoors.
- f) **NEVER** place a switch where it can be reached from a tub or shower.
- g) When used in an attic install this side of the fan facing an unoccupied space.
- h) To reduce the risk of electric shock do not expose to water or rain.
- i) This unit has an unguarded impeller. Do not use in locations readily accessible to people or animals.

MAINTENANCE:

All **VTX series** exhaust fans incorporate sealed for life bearings and therefore do not require any lubrication. We would recommend inspection of the product at least once every twelve (12) months to avoid the excessive accumulation of dust and dirt on the impeller. To inspect the unit, disconnect from electrical supply and remove from ducting. If any debris is evident on the impeller, clean with a damp (not wet) cloth.

DO NOT USE any detergents or abrasive materials for cleaning.

DO NOT REMOVE balancing weight(s).

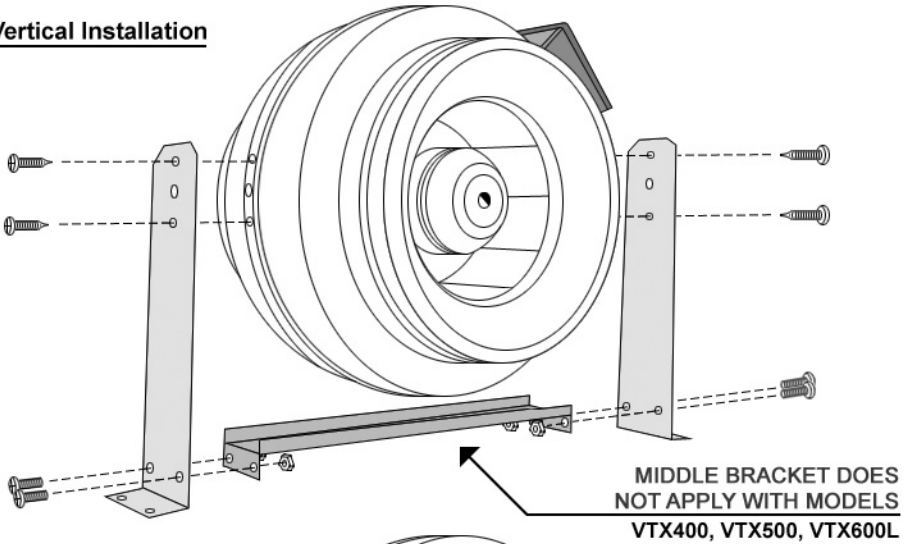


VTX SERIES

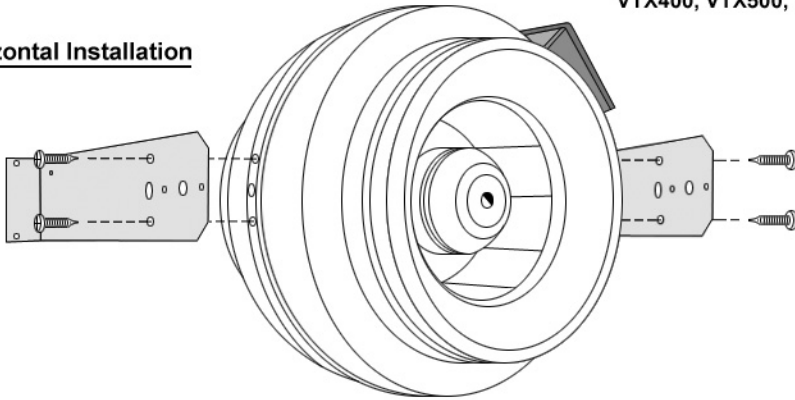
400 500 600L 600 800L 800 1000 1200L 1200

FIGURE 1

Vertical Installation



Horizontal Installation



Wiring Diagram

IMPORTANT
ALL VTX PRODUCTS INCORPORATE
MOTORS SUITABLE FOR 120 Volts
AC 60Hz ELECTRICAL SUPPLY ONLY.

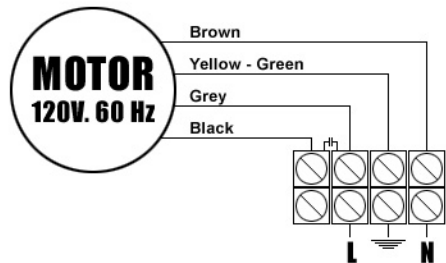


FIGURE 2

10 YEAR WARRANTY

All **VTX series** exhaust fans are warranted to be free from defective materials and workmanship for the period of ten (10) years from the date of original purchase. In the event that we find any part is defective the product will be repaired or, in the Company's discretion, replaced without charge provided that the product has been installed in accordance with the enclosed instructions and all applicable EPA Standards and state and local building codes.

IF CLAIMING UNDER WARRANTY

Please return the complete product, freight paid, to your local authorized distributor. All returns must be accompanied by a valid Bill Of Sale. All returns must be clearly marked "Warranty Claim" with an accompanying description stating the nature of the fault.

Warranty does not apply to:

- 1 Shipping damage, either concealed or visible. Claims must be filled with the carrier.
- 2 Damage caused by improper installation or improper wiring, including incorrect electrical voltage.
- 3 Product which has been modified.
- 4 Damage caused by corrosion, abrasion or severe temperatures.
- 5 Product which has had the identification label removed or altered.
- 6 Product which has been subjected to improper maintenance, abuse, misuse, abnormal usage or accident.

WARRANTY VALIDATION The end user must keep a copy of the Bill of sale to verify purchase date.

THE ABOVE TEN (10) YEARS WARRANTY IS EXPRESSLY IN LIEU OF ALL OTHER WARRANTIES, EXPRESSED, WRITTEN OR IMPLIED, INCLUDING THE WARRANTIES OF MERCHANTABILITY AND FITNESS FOR USE. IN NO EVENT SHALL **ATMOSPHERE INC** BE LIABLE FOR ANY SPECIAL, CONSEQUENTIAL, OR INCIDENTAL DAMAGES, INCLUDING LOSS OF PROPERTY, REVENUES, LOST PROFITS, COST OF REMOVAL, INSTALLATION OR REINSTALLATION.

THE ABOVE SAID TEN (10) YEARS WARRANTY WILL BE REDUCED TO SIX (6) YEARS FOR THOSE HVAC APPLICATIONS WHERE THE GOODS ARE REQUIRED TO OPERATE FOR TWENTY (20) HOURS OR MORE A DAY.

